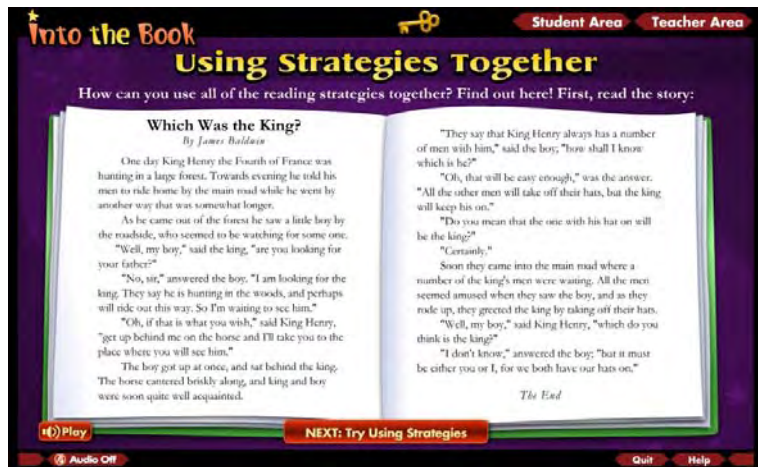
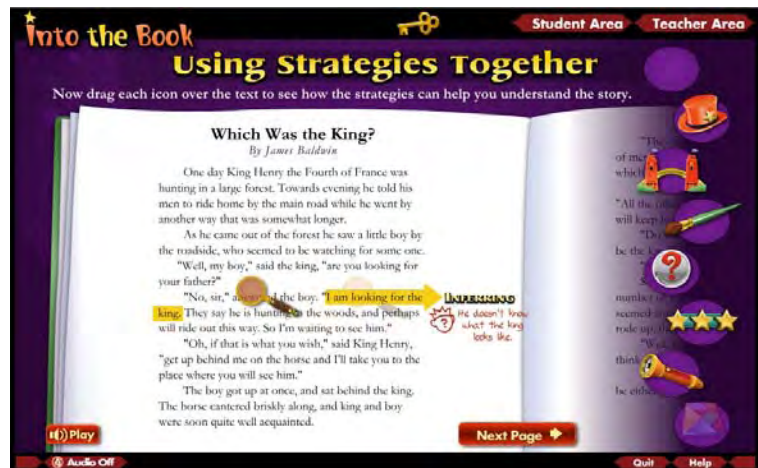


Screen-by-screen Preview: *Strategies Together*

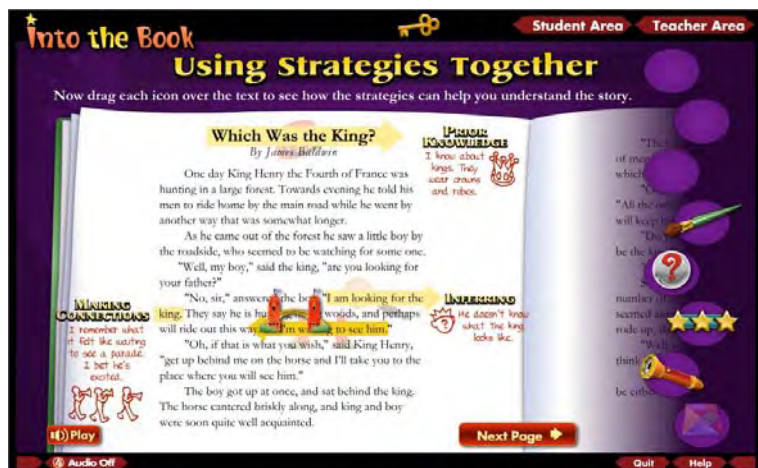
- First read the entire story.
- Click **Play** to listen to the story as you read.
- Click **Next** to begin the activity.



- Drag an icon over the text to see an example of how that strategy would be used to help understand the story.
- Keep dragging until a phrase from the story becomes highlighted.
- Read the phrase and the "think-aloud" that shows how the strategy helps.

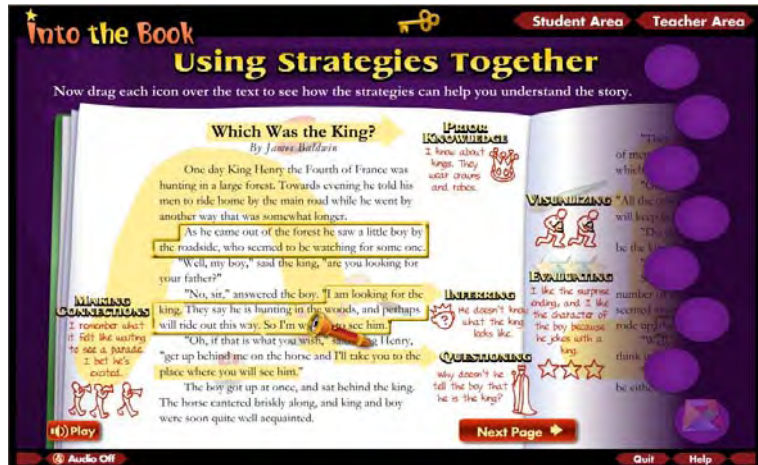


- The icons and margin notes show how we add meaning to text when we interact with it by using strategies.
- Click **Next Page** or drag across the page to see the second page of the story.



Screen-by-screen Preview: *Strategies Together*

- Summarizing, evaluating and synthesizing are strategies that are applied to the whole text, so these icons must be dragged around and across both pages before the strategy notes will appear.
- The summarizing icon must be dragged over five key points that will be used to summarize the story.



- Click Continue to finish the activity.



- Watch Video:** watch a video showing Mrs. Pingel's students using the strategies together during a book discussion.
- Listen to Strategies Together Song**
- Done with Activity:** return to the main menu.

