

## Screen-by-screen Preview: *Summarizing*

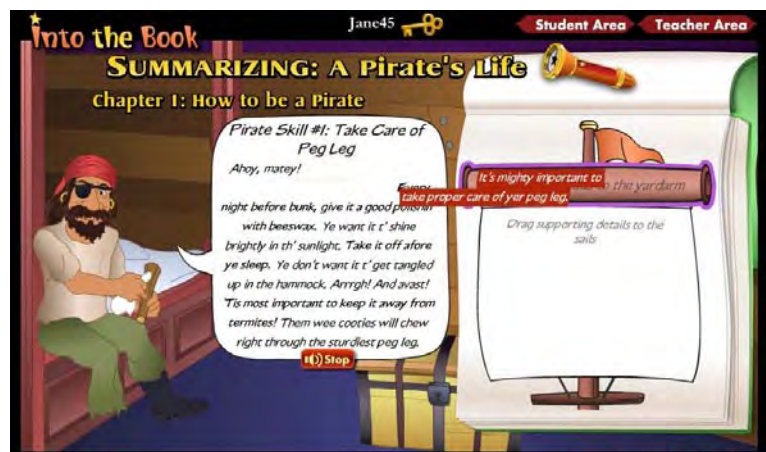
- A quick animation shows how to do the activity. *You can't click in this animation.*
- **Replay** button: plays the animation again.
- **Watch video** button: click to watch a clip from *Into the Book* that reviews the strategy.
- **Try it Yourself** button: click to begin the activity.



- Jelly Bones Jones, a wordy pirate, needs your help summarizing.
- Two entry screens set up the story and provide instructions.
- There are three activities: *How to be a Pirate* (main idea and details), *Burying Treasure* (map drawing), and *A Hero for the Ages* (summarizing a story).



- *How to Be a Pirate*: identify the main idea (pirate skill) and supporting details (how to do it) in each passage, then write a summary.
- Drag the main idea to the yardarm.
- Drag the supporting details to the sails.
- Incorrect responses will pop back into the story.



## Screen-by-screen Preview: *Summarizing*

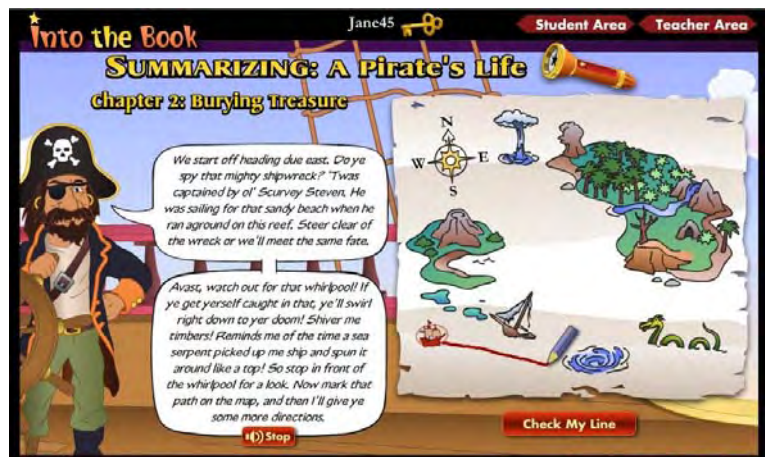
- Each passage has three to four supporting details.
- **Next Pirate Skill** button will appear when the main idea and two out of three or three out of four of the supporting details have been correctly identified.
- There are 5 pirate skills.



- Next, write a summary of each pirate skill.
- Use the main ideas and details as notes, but write the summary in your own words.
- Use **Back** and **Next** buttons to flip through the pages of the pirate handbook to revise summaries.
- Handbook may be printed now or at end of activity.



- *Burying Treasure*: Summarize Jelly Bones directions to the buried treasure.
- Use the mouse to draw the path on the map.
- There are four sets of directions to reach the treasure.
- Click **Check My Line** after each set of directions.

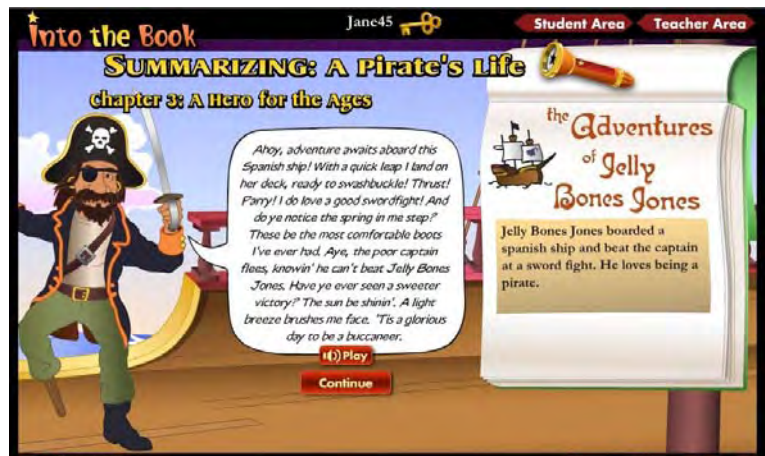


## Screen-by-screen Preview: *Summarizing*

- If the line is incorrect, click **Try Again**.
- Read the directions again carefully and draw the path to the treasure. Ignore the tangents and extra details that Jelly Bones gives.
- This activity gives students practice summarizing text using graphical means.



- *A Hero for the Ages*: Summarize the story of Jelly Bones' adventure.
- Read each passage and write your own summary.
- Click **Continue** to go to the next passage.
- There are five passages in the adventure.

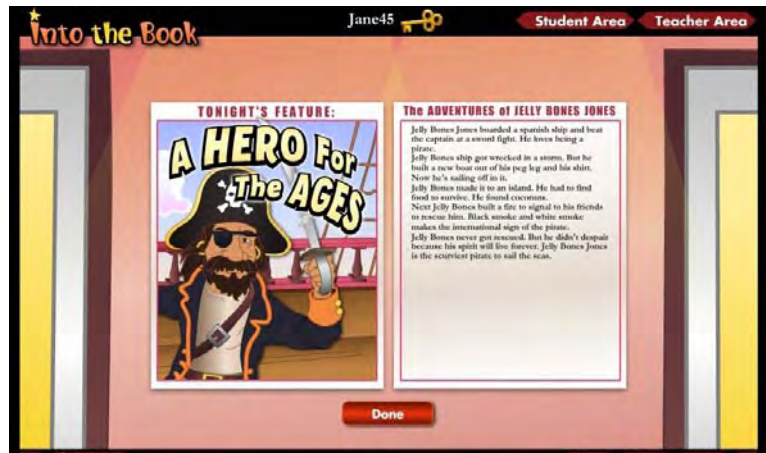


- After all passages are completed, read your entire summary.
- Click on any passage to revise it.
- Click **Continue** to complete the activity.



## Screen-by-screen Preview: *Summarizing*

- Jelly Bones casts your summary off in a bottle, and it is found years later and used to make a movie about his life.



- Print Your Handbook, Treasure Map or Shipwreck Story: prints the summaries.
- E-mail Your Summaries: Allows you to collect Pirate Handbook and Shipwreck Story summaries electronically, or E-mail to parents to make a home-school connection.
- Listen to Summarizing Song: a fun reinforcement of the strategy.

