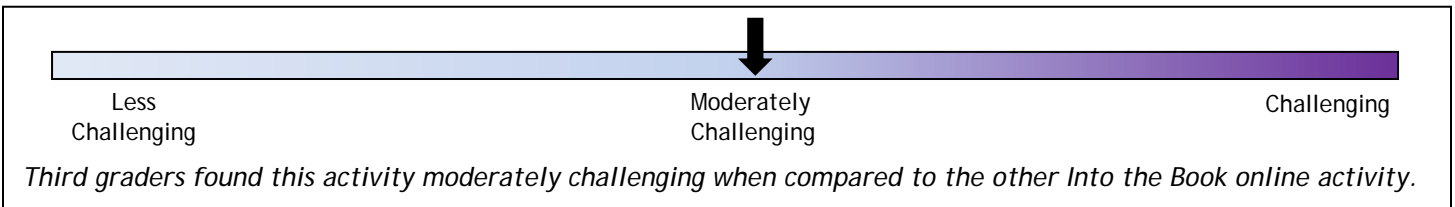


Teacher Guide to Online Activity: Evaluating: Journey to Magla

Summary:

Students evaluate four texts (an atlas, textbook, graphic novel, and a journal) as they voyage to the star system Magla. Learners need to evaluate the texts based on their usefulness for a given task in the activity, as well as use the texts to evaluate the best planet on which to land.

To view the standards this activity addresses, visit: <http://reading.ecb.org/teacher/standards.html>



Teaching Tips:

If students are using iPads, remind them they can use *Siri* (an iPad feature that will type student input into the text fields).

During this activity, students sometimes find it challenging to:

- Recall what they read in each text
 - To help students, give them a graphic organizer to record their thoughts such as: http://reading.ecb.org/downloads/ev_maglanotes.pdf
- Finish the activity in one class period
 - Remind students to click **Save** at the end of the class period so that they can resume the activity at a later time.

Before you start:


- Be aware that there is a lot of reading in this activity. Students must read and look for information in four books. They should also read for enjoyment! Remind students to click **Save** if they don't finish before the end of the class period.
- Tell students what you would like them to do when they finish the activity (print or email their bookmark and star ratings, listen to the Evaluating song, etc.).

After you finish:

- Use the printed or e-mailed star ratings to discuss the activity. All students will have chosen the same planet for each task, because they receive an error message if they choose the wrong planet and must try again.
- In small groups, discuss the students' star ratings, which may differ.
 - Why might your star ratings be different than someone else's?
 - Why did you give the same book a different rating for different tasks?
 - Was it easier to find information in some books than in others?
 - Does everyone like the same kind of texts? Explain your thinking.
- Discuss the differences between evaluating fiction and non-fiction texts.
- Continue to work with students to encourage them to evaluate when they read.

Screen-by-screen Preview:

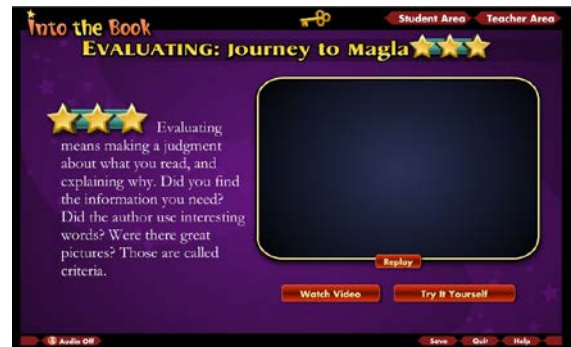
Click **Journey to Magla** to begin.



A short video tutorial shows students how to do the activity.

Then click:

- **Try it Yourself** to begin the activity
- **Replay** to play the tutorial again
- **Watch Video** to watch a clip from *Into the Book* that reviews evaluating



You are in the cockpit of the space craft. Two entry screens set up the story and provide instructions.

Click **Go Forth** to begin the first task: choose a book for pleasure reading. Check one of the criteria; there is no right or wrong answer.

Click **Look at Your Books** to go to a bookshelf to continue the activity.



Choose which book to read first by clicking the spine. Click again on the cover to open the book.

There are four books:

- Rotoplasm (textbook with charts)
- Magla Atlas (maps)
- Explorers Journal (journal)
- Captain Zorch (graphic novel)



Read each book.

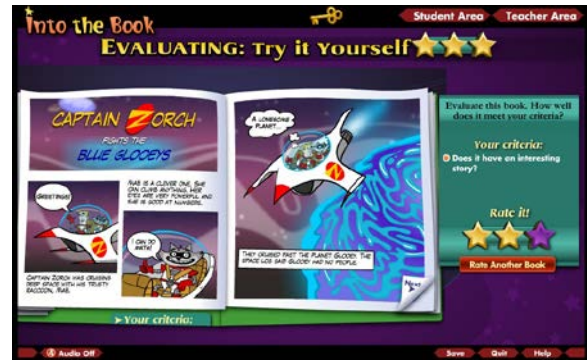
Click **Next** in the right hand corner to turn the page. Click to expand the green **Your Criteria** tab to recall your criteria. The **Done** button will appear when you have read all the pages.

After reading the text, rate the book based on your criteria.

- 1 star = doesn't meet criteria
- 2 stars = sort of meets criteria
- 3 stars = meets criteria

Click on the book that best meets your criteria. For this goal, there is no right or wrong answer, since you are choosing a book for pleasure reading.

Click **Back to Bookshelf** if you want to look at a book again or change your star rating. Clicking a book will take you to the next task.



The next four tasks involve choosing a planet to land on for a specific purpose. The play is the same for each of the four tasks:

- Choose one or more criteria by clicking to check a box.
- Click **Look at Your Books** to continue.
- Read and rate each book for each task.




Books you have rated will appear dim; books not yet rated for this goal will appear bright.

Click on a dimmed book to re-read a book to find more information or change a rating.



Look in each book for the information you need. You may need to combine information from more than one book, and some of the information can be found in more than one book.



This chart appears after all books are rated. It summarizes the choices made for each book. Click a check box to choose a planet to land on for this goal. Then click **Land on this Planet**.



If the wrong planet is chosen, try again. Click **Back to Bookshelf** to re-read a book.

An animation of the landing or task appears when the correct planet is chosen. Click **Blast Off** to continue to the next task.

After the activity, click:

- Email Your Mission
- Listen to Summarizing Song
- Print your Mission and Bookmark
- Go Back to the Student Main Menu
- Go to Space Race, another evaluating activity

