



Students should also record the strategy name and how they used the strategy on the sticky. Once complete, have the students share their reading strategies with the rest of the class.

### Screen-by-screen Preview:

First watch a short animation on how to do the interactive.

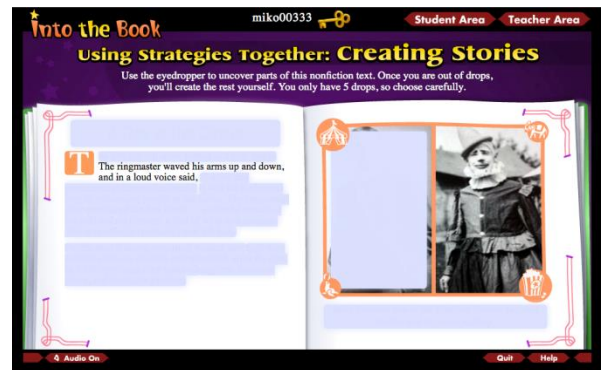
Then click  
**Replay** to play the animation again;  
**Watch Video** to watch a clip from *Into the Book* that reviews evaluating;  
**Try It Yourself** to begin the activity.



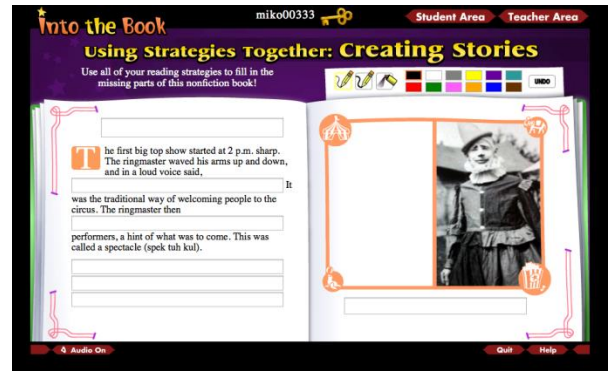
Next, choose a text. The text is missing the words and images.



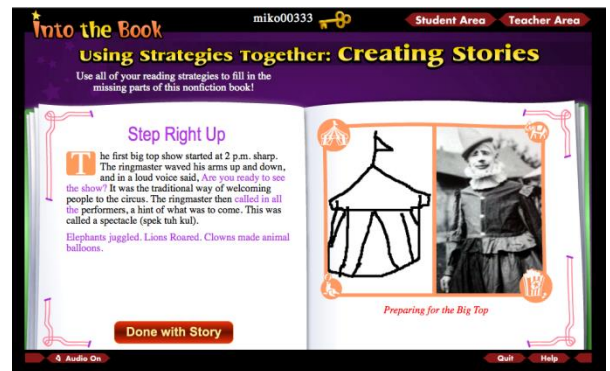
Use the eyedropper to place drops on the text until the drops run out, revealing a portion of the text.



Draw any missing pictures and write the omitted portions of the story using the clues on the page and creativity.



Click Done to view the completed story. Finally, click Done with Story.



After the activity, click:

- Choose Another Text to do the activity again;
- Email Your Story;
- Print Your Story;
- Listen to Using Strategies Together song;
- Done With Activity to return to the *Into the Book* homepage;
- Watch Video to view the Strategies Together clip from the video.

